



Year 2 are learning to ...

Aspire- To what you





want to be

Acquire- All the learning experiences you can

Achieve- Your dream

Term 1:2

Term 1:2 - "LET'S GO TO THE RAINFOREST"

Week 1 and 2	Week 3 and 4	Week 5 and 6	Week 7
<p>Traditional Tales from other Cultures</p> 	<p>Information Text - Rainforest</p> 	<p>Revision and Assessments</p> 	<p>Assessments</p> 

England National Curriculum Core Subjects



Year 2 are learning to ...

Aspire- To what you

want to be

Acquire- All the learning experiences you can

Achieve- Your dream

Term 1:2

English	Maths	Science
<p><u>We are learning how to:</u></p> <ul style="list-style-type: none"> ● Make comparisons between stories and identify typical features, for example beginnings and endings, story language, typical characters. ● To write a narrative. ● Identify features of non-fiction books and texts. ● Use our research to write our own information text. 	<p><u>We are learning how to:</u></p> <ul style="list-style-type: none"> ● Solve problems with addition and subtraction. ● Add and subtract numbers using concrete objects, pictorial representations, and mentally. ● Count in 5s to complete tally charts. ● Use tally charts to draw pictograms. ● Draw pictograms (2, 5, 10). ● Interpret and answer questions about pictograms (2, 5, 10). ● Build block diagrams and interpret them. ● Recall and use multiplication and division facts for the 2, 5 and 10 multiplication tables, including recognising odd and even numbers. ● Calculate mathematical statements for multiplication and division within the multiplication 	<p><u>We are learning how to:</u></p> <ul style="list-style-type: none"> ● Study aerial photographs of my local area and understand what an aerial view is. ● Compare my local area to the rainforest. ● Explore rainforests as a habitat and learn about different habitats. ● Compare the rainforest and UAE habitat.



Year 2 are learning to ...

Aspire- To what you

want to be

Acquire- All the learning experiences you can

Achieve- Your dream

Term 1:2

	<ul style="list-style-type: none"> tables and write them using the multiplication (\times), division (\div) and equals ($=$) signs 	
--	--	--

England National Curriculum Foundation Subjects

<p>Geography</p> <p><u>Locational and Place Knowledge - Continents and Ocean/Locating Rainforests</u> Name and locate the seven continents and five oceans.</p> <p>Compare an area of Abu Dhabi to the rainforest. Compare changes over time in the UAE and rainforests.</p>	<p>Design Technology</p> <p><u>Puppets - Rainforest Animals</u> Design, make and evaluate a hand puppet of a rainforest animal.</p> <p>Make a model to show a simple idea or using imagination.</p> <p>Join and colour fabrics.</p>	<p>Distance Learning at Al Rabeeh</p> <ul style="list-style-type: none"> Distance Learning will continue for those students that have a medical exemption to return Face-to-Face. <p>Curriculum:</p> <ul style="list-style-type: none"> The Distance Learning programme in Al Rabeeh will follow the same curriculum as those doing face to face learning. This will be carefully adapted to suit the needs of the distance learning format. <p>Expectations:</p> <ul style="list-style-type: none"> Children are expected to attend all live lessons. Please come prepared with all of
<p>Music</p> <p><u>The Dragon Song</u></p>	<p>Computing</p> <p><u>Computer Art - Rainforest Animals</u></p>	



Year 2 are learning to ...

Aspire- To what you

want to be

Acquire- All the learning experiences you can

Achieve- Your dream

Term 1:2

<p>This is a song about kindness, respect, friendship, acceptance and happiness.</p>	<p>To create computer art. use a range of tools in a computer program to reproduce a style of art.</p>	<p>the resources your teacher has asked you to bring.</p> <ul style="list-style-type: none"> • Children should wear their school uniform and be sat in an appropriate learning environment.
<p>Read Write Inc (Phonics)</p>		
<p>The children will continue to attend daily phonics lessons.</p> <p>These groups will focus on Set 1, Set 2, Set 3 and Storybook Levels.</p> <p>They will also continue to learn the 100+ Year 2 High Frequency words.</p>		

Contact Details	Book ideas for your library	Useful Resources and links
<p>DHT of KS1 Ms Louise: louise.casey@alrabeeh.sch.ae Head of Year 2/Year 2 Orange Miss Emma: emma.jones@alrabeeh.sch.ae Year 2 Blue Ms Danielle:</p>	<p>Add book title and author: One Day on Our Blue Planet: In the Rainforest by (Ella Bailey)</p>	<p>http://www.topmarks.co.uk www.educationcity.com https://www.teachyourmonstertoad.com/</p>



Year 2 are learning to ...

Aspire- To what you

want to be

Acquire- All the learning experiences you can

Achieve- Your dream

Term 1:2

<p>danielle.radford@alrabeeh.sch.ae Year 2 Green Ms Brooke: brooke.fisher@alrabeeh.sch.ae Year 2 Purple Ms Rebecca: rebecca.herlihy@alrabeeh.sch.ae Year 2 Red Ms Amy: amy.quigley@alrabeeh.sch.ae Year 2 Yellow Miss Lynsey: lynsey.mchugh@alrabeeh.sch.ae Parent Relations Executive Ms Maryam: maryam.alomari@alrabeeh.sch.ae</p>		<p>https://www.topmarks.co.uk/Search.aspx?q=number%20formation</p>
---	--	--

MOE Subjects مواد وزارة التربية والتعليم

نواتج تعلم النصف الأول من الفصل الدراسي الأول بحسب معايير الوثيقة الوطنية



Year 2 are learning to ...

Aspire- To what you

want to be

Acquire- All the learning experiences you can

Achieve- Your dream

Term 1:2

<u>Arabic</u>	<u>Islamic</u>
<p><u>نحن نتعلم لكي:</u></p> <ol style="list-style-type: none">1. ينطق المتعلم أصوات الحروف المتعلمة : <p><u>الحروف المتعلمة: (د - ذ - ر - ز - س - ش - ص - ض) .</u></p> <ol style="list-style-type: none">2. يعرف المتعلم أسماء الحروف وترتيبها وأشكالها في مواقعها المختلفة من الكلمة.3. يعرف المتعلم الحركات القصيرة (الضمة، الكسرة، الفتحة) والحركات الطويلة المدود (الألف - الواو - الياء) وينطقها نطقاً صحيحاً.4. يعرف المتعلم (السكون- الشدة) وينطق الكلمات المسكنة و نطقاً صحيحاً.5. يحلل المتعلم الكلمات غير المألوفة والجديدة وفق التهجئة الصحيحة.6. يركب المتعلم كلمات مكونة من مقطعين أو ثلاثة.7. يقرأ المتعلم الكلمات المألوفة والمتكررة قراءة سريعة وصحيحة على أن تكون الكلمات مشكولة شكلاً تاماً .8. ينشئ المتعلم كلمات تتشابه في الإيقاع، مثل بدر ، نهر ، فجر .	<p><u>نحن نتعلم لكي:</u></p> <ol style="list-style-type: none">1. يذكر قصة الرسول (صلى الله عليه وسلم) ورضاعته.2. يعبر عن حبي لرسول الله (صلى الله عليه وسلم)3. يحفظ دعاء النوم وأطبق آداب الإسلام عند نومي.4. أتوضأ بطريقة صحيحة.5. يستنتج الحالات التي يشرع فيها الوضوء.6. يتحدث عن كيفية الرفق بالحيوان.7. يستنتج أن الرحمة بالحيوان عمل يرضي الله تعالى.8. أسمع الحديث الشريف.



Year 2 are learning to ...

Aspire- To what you

want to be

Acquire- All the learning experiences you can

Achieve- Your dream

Term 1:2

<u>Arabic for non Arabs</u>	<u>Islamic for nonArabs</u>
<p><u>We are learning to:</u></p> <ol style="list-style-type: none">1. He can know letters (ع - غ - س - ص - ث) with different sounds and vowels short and long.2. He can know the letter if it comes in the beginning or middle or end of the words.3. The learner distinguishes between a long voice and a short spoken voice.4. The student will learn the six basic colors (red - green - black - white - yellow - blue)5. Students will convert adjectives from masculine to feminine6. Students will describe some pictures in simple two-word sentences using colours	<p><u>We are learning to: -</u></p> <p>To conclude that Allah's glory be to him is the great creator who is capable of creating everything</p> <p>To cite examples featuring Allah's greatness and power</p> <p>To thank Allah, glory be to him for his favors by keeping them</p> <p>To recite Surah AL-Nas correctly and prope</p> <p>To read Surat Al-Nas from memory</p> <p>To explain the terms mentioned in the Surah</p> <p>To conclude the means of protection from humans and Jinn Devils</p> <p>To recite the honorable Hadith from memory.</p>



Year 2 are learning to ...

Aspire- To what you

want to be

Acquire- All the learning experiences you can

Achieve- Your dream

Term 1:2

<u>(UAE For Arabs) التربية الوطنية للعرب</u>	<u>(UAE For non Arabs)</u>
<ul style="list-style-type: none">- يتعرف المتعلم على الجهات الأصلية الأربعة .- يستنتج المتعلم أهمية الجهات الأصلية في تحديد الأماكن .- يعدد المتعلم أسماء الإمارات السبع .- يحدد اسم الإمارة التي يعيش بها .	<p>To recognize the members of his family</p> <p>To identify the roles for the members of his family.</p> <p>To identify the the differents school parts .</p> <p>To identify the facilities that he used in the class.</p>