

Royal Kids

Al Rabeeh Nursery



FS2

Al Rabeeh School



FS2 Curriculum Overview Term 1.2 2021-2022

| EYFS Prime Areas | |
|--|---|
| Personal, Social and Emotional Development | <ul style="list-style-type: none"> • Play with one or more other children, extending and elaborating play ideas • Select and use activities and resources, with help when needed. This helps them to achieve a goal they have chosen, or one which is suggested to them. • Show resilience and perseverance in the face of challenge. • Express their feelings and consider the feelings of others. |
| Physical Development | <ul style="list-style-type: none"> • Start taking part in some group activities which they make up for themselves, or in teams. • Confidently and safely use a range of large and small apparatus indoors and outside, alone and in a group. • Progress towards a more fluent style of moving, with developing control and grace. |
| Communication and Language | <ul style="list-style-type: none"> • Know many rhymes, be able to talk about familiar books, and be able to tell a long story. • Pay attention to more than one thing at a time, which can be difficult. • Understand why questions, like: 'Why did the caterpillar get so fat?' • Engage in story times |


| EYFS Specific Areas | |
|---|---|
| Literacy | Maths |
| <ul style="list-style-type: none"> • Explore the different parts of a book • Explore page sequencing • Form lower case and capital letters correctly • Engage in conversation about stories • Read some letter groups that each represent one sound and say sounds for them. | <ul style="list-style-type: none"> • Mr Plus- addition • Explore patterns in everyday life, such as spotty, stripy etc. and create and extend repeating patterns • Understand position through words alone e.g. in front, behind, next to • Experiment with marks and symbols • Continue to explore 2D and 3D shapes |
| Understanding the World | Expressive Arts and Design |
| <ul style="list-style-type: none"> • Find information from a simple map • Explore the world around them, and talk about what they see and hear whilst they are outside | <ul style="list-style-type: none"> • Use drawing to represent ideas like loud music or movement • Explore a variety of artistic effects to express their ideas and feelings • Listen with increased attention to sounds |



Book Ideas for your Library


The Snail and the Whale

Julia Donaldson




The Colour Monster

Anna Llenas




Giraffes Can't Dance

Martin Waddell



The Day the Crayons Quit

Drew Daywalt



High Frequency Words To Learn

Practise these words at home with your child. First, practise recognising and reading. When they are confident with this, practise writing them.

I

me

you

the

be

are

of

to

your

know

so