



Term 1.1 Curriculum Overview FS2 2021-2022

EYFS Prime Areas	
Personal, Social and Emotional Development	<ul style="list-style-type: none"> • Become more outgoing towards familiar people- making friends, forming relationships with adults and peers. • Understand rules and why they're important. • Express feelings and understand the feelings of others. • Learn the differences between healthy and unhealthy, and why healthy eating is important.
Physical Development	<ul style="list-style-type: none"> • Working on fine motor skills such as using pencils and scissors • Practising pencil grip. • Taking part in group activities such as running, skipping, jumping and hopping. • Using large muscle movement (gross motor skills) such as waving flags, streamers, paint and mark make.
Communication and Language	<ul style="list-style-type: none"> • Listen to a range of longer stories and talking about what happened. • Start conversations with adults and friends. • Understand how to listen carefully and why listening is important. • Use new vocabulary throughout the day.

EYFS Specific Areas	
Literacy	Maths
<ul style="list-style-type: none"> • Practising name writing • Phonics (see next page) • Letter formation • Listening for the sounds we can hear in words • Read some high frequency words 	<ul style="list-style-type: none"> • Recognising numbers to 10 • Have an understanding of bigger and smaller • Compare quantities using the language more and less than • Explore 2D and 3D shapes • Link numerals and amounts
Understanding the World	Expressive Arts and Design
<ul style="list-style-type: none"> • Talk about their family • Discuss who is important to them • Understand some places are special to them and to their community 	<ul style="list-style-type: none"> • Explore colours and colour mixing • Remember and sing songs • Listen to and move to music, expressing their feelings and responses • Develop storylines in their play

Royal Kids

Al Rabeeh Nursery



FS2

Al Rabeeh School



Read Write Inc (Phonics)

The Phonics program we use in school is called Read Write Inc. This program teaches children all 44 sounds of the English alphabet, how to form the letters correctly and how to blend the sounds together to help them read words.

During our first term, we will be focusing on learning all of the single letter sounds, as well as practising how to form them correctly. Below are the sounds we will be teaching the children this term in the order as follows:

m, a, s, d, t, i, n, p, g, o, c, k, u, b, f, e, l, h, j, v, y, w, z, q, x


When practising saying these sounds with your child, it is important to only say the sound and not the letter name.



Book Ideas for your Library


Monkey Puzzle

Julia Donaldson




The Gruffalo

Julia Donaldson



Owl Babies

Martin Waddell



How to Catch a Star

Oliver Jeffers

