



FS2 are learning to ...

Aspire- To what you want to be

Acquire- All the learning experiences you can

Achieve- Your dream

Autumn 2



Our topic this Half Term is "Our Community"

Week 8 and 9	Week 10 and 11	Week 12 and 13	Week 14
<p>A Day With Animal Builder</p> 	<p>A Day With Animal Railway</p> 	<p>UAE National Day</p> 	<p>The UAE is Our Community</p> 



FS2 are learning to ...




Aspire- To what you want to be

Acquire- All the learning experiences you can

Achieve- Your dream

Autumn 2

Early Years Foundation Stage Prime Areas

Personal, Social and Emotional Development	Communication and Language	Physical Development
<p><u>We are learning to:</u></p> <ul style="list-style-type: none"> • Talk about what I want to be when I grow up. • Talk about what I love about the UAE and Abu Dhabi. • Talk about a place that makes me happy. • Talk about ways to stay safe in different settings. • Talk about how to prepare for and celebrate National Day. • Talk about good and bad choices. 	<p><u>We are learning to:</u></p> <ul style="list-style-type: none"> • Talk about different buildings they have visited. • Share what we like about the performance we will see. • Talk about different places we have travelled to and how we got there. • Recall the start, middle and end of a story in chronological order. • Share facts about Abu Dhabi. • Ask questions about the role of a police officer during a community visit. 	<p><u>We are learning to:</u></p> <ul style="list-style-type: none"> • Move in different ways. • Make big and small movements. • Complete an obstacle course. • Use new equipment safely. • Work as part of a team. 



FS2 are learning to ...

Aspire- To what you want to be

Acquire- All the learning experiences you can

Achieve- Your dream

Autumn 2

Early Years Foundation Stage Specific Areas

Literacy	Maths	Key Dates and Events
<p><u>We are learning to:</u></p> <ul style="list-style-type: none"> • Draw and label a picture. • Draw, talk and write about something we have seen. • Create a story board. • Talk about my favourite thing in the UAE. • Draw and talk about a person I have met. 	<p><u>We are learning to:</u></p> <ul style="list-style-type: none"> • Continue a repeating pattern with two colours/shapes/pictures. • Order numbers to 10. • Add number together with Mr Plus. • Count to 20. • Add two numbers together in practical activities. • Use positional language. 	<ul style="list-style-type: none"> • Clubs: ECA's started on the 6th October. Please use the links on the letter on ClassDojo to register your child for a club. We have a 'Fun with Construction', 'Fine Motor Skills' and 'Art and Crafts' club. Each of these clubs cost AED 50. There is also a Gymnastics and Arabic Arts and Crafts Club. • Drawings by Me: We will send your child's wonderful art piece along with the order form home on 27th October 2019. The deadline for placing your order is 3rd November 2019. • Something to look forward to: We have two production companies coming into school after half term to perform stories for us – Three Billy Goats Gruff on 5th November and Puss in Boots on the 12th November. The letter with a return slip is going out today. Please fill in both sides of the letter, and return it to the class teacher next week. • Term dates: 27th October 2019 until 12th December 2019 • Flag Day: 3rd November 2019 • UAE National Day: 2nd December 2019. More details about the celebrations at Al Rabeeh School will be sent out soon.
<p>Understanding the World</p> <p><u>We are learning to:</u></p> <ul style="list-style-type: none"> • Identify and describe famous buildings. • Follow a design to construct a building. • Talk about different modes of transport and travelling safely to school. • Talk about things that are special to the UAE. • Talk about how the police keep me safe. 	<p>Expressive Arts and Design</p> <p><u>We are learning to:</u></p> <ul style="list-style-type: none"> • Paint a picture of a famous building. • Draw or paint some things we love about the UAE. • Recognise and make the sounds of different modes of transport. • Paint animals from a story we have read. • Use different materials to represent the UAE flag. • Recreate a building in the UAE using different materials. 	
<p>Read Write Inc (Phonics)</p>		
<p>New sounds: z, x Special friends: qu, sh, th, ch We will revise blending and segmenting sounds to read and write words.</p>		




FS2 are learning to ...

Aspire- To what you want to be

Acquire- All the learning experiences you can

Achieve- Your dream

Autumn 2

Contact Details	Book ideas for your library	Useful Resources and links
<p>Assistant Head of FS Ms Natalie: natalie.thwaits@alrabeeh.sch.ae FS Department Deputy: jennifer.hammond@alrabeeh.sch.ae Ms Leigh: leagh.reilly@alrabeeh.sch.ae Ms Karen: karen.vaughan@alrabeeh.sch.ae Ms Laura: laura.davis@alrabeeh.sch.ae Ms Zoe: zoe.rafferty@alrabeeh.sch.ae Ms Hannah: hannah.currie@alrabeeh.sch.ae Ms Liz: elizabeth.joslin@alrabeeh.sch.ae Ms Sarah: sarah.lavelle@alrabeeh.sch.ae Parent Relations Executive Ms Maryam: maryam.alomari@alrabeeh.sch.ae</p>	<p>Sparky! Jenny Offil</p>  <p>The Day The Crayons Quit Drew Daywalt</p> 	<p>http://www.crickweb.co.uk/Key-Stage-2.html http://www.topmarks.co.uk/english-games/7-11-years http://www.topmarks.co.uk www.educationcity.com</p>



FS2 are learning to ...

Aspire- To what you want to be

Acquire- All the learning experiences you can

Achieve- Your dream

Autumn 2

MOE Subjects

<u>التربية الإسلامية Islamic</u>	<u>اللغة العربية Arabic</u>
<p><u>نحن نتعلم لكي</u></p> <ol style="list-style-type: none">1- يسمع السور القرآنية الآتية مجودة: (الإخلاص – الناس - المسد) ويعبر عن بعض معانيها.2- يعبر بأسلوبه عن المعنى الإجمالي وقصص بعض السور: (سورة المسد).3- يسمع أربعاً من الأحاديث الشريفة الأربعة: - تبسمك في وجه أخيك صدقة. - تهادوا تحابوا. - من دل على خير فله مثل أجر فاعله.4- يستنتج أهم الهدايا النبوية التي تتضمنها الأحاديث الشريفة.5- يعبر بأسلوبه عن حبه لوالديه.6- يطبق قيمتي الصدق والأمانة في مواقف حياتية.7- يطبق آداب التعامل مع الآخرين (الوالدين – الإخوة).8- يحدد أركان الإسلام الخمسة.9- يتحدث بلغة مناسبة عن مبادئ طهارته الشخصية.10- يذكر بيانات أساسية عن نسب النبي-صلى الله عليه وسلم-.11- يعبر بأسلوبه عن حبه للرسول ولصفاته: الصادق الأمين.12- يبين نعمة الله في خلق الأرض لنا لنعيش عليها ونحافظ عليها.13- يبين جمال وطنه الإمارات.	<p><u>نحن نتعلم لكي:</u></p> <p>نعرف أشكال وأصوات وطريقة كتابة الحروف التالية (الثاء - السين – الزاي – الطاء) ونذكر كلمات عن كل حرف. نستمع إلى سرد القصص باهتمام ونحاول إعادة سردها ونذكر شخصيات كل القصة.</p>